

# COVID-19 Weekly Update

Week Ending August 22nd, 2020

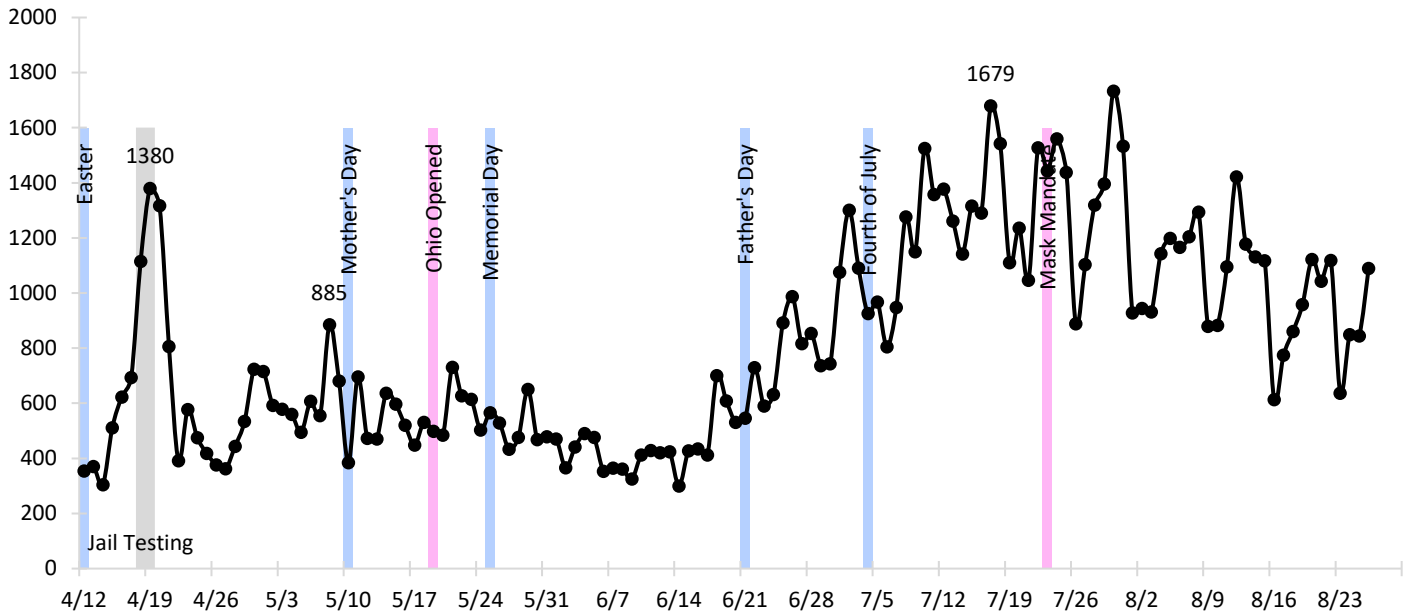
Prepared by Krista Westrick Payne, PhD

## Current Trends in Ohio | State-Level

### Daily Case Change

- As of 2pm on Saturday August 22nd there were a total of 114,165 cases in the state of Ohio of which 108,133 were test confirmed for a rate of 94.7%.

Figure 1. Trend in 24 Hour Reported Case Change (Includes Probable Cases)



Data Source: Ohio Department of Health State of Ohio COVID-19 Dashboard

# COVID-19 Weekly Update

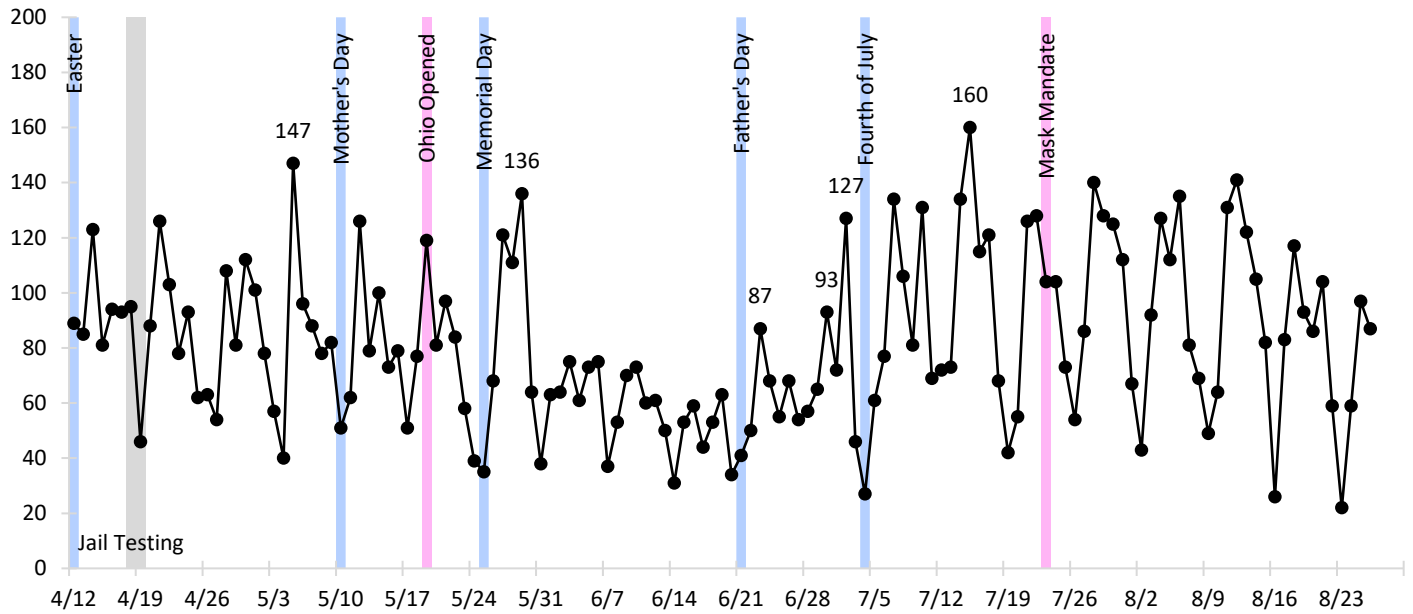
## Week Ending August 22nd, 2020

Prepared by Krista Westrick Payne, PhD

### Daily Hospitalization Change

- As of 2pm on Saturday August 22nd there were a total of 12,116 COVID-related hospitalizations in the state of Ohio.

Figure 2. Trend in 24 Hour Reported Hospitalization Change



Data Source: Ohio Department of Health State of Ohio COVID-19 Dashboard

# COVID-19 Weekly Update

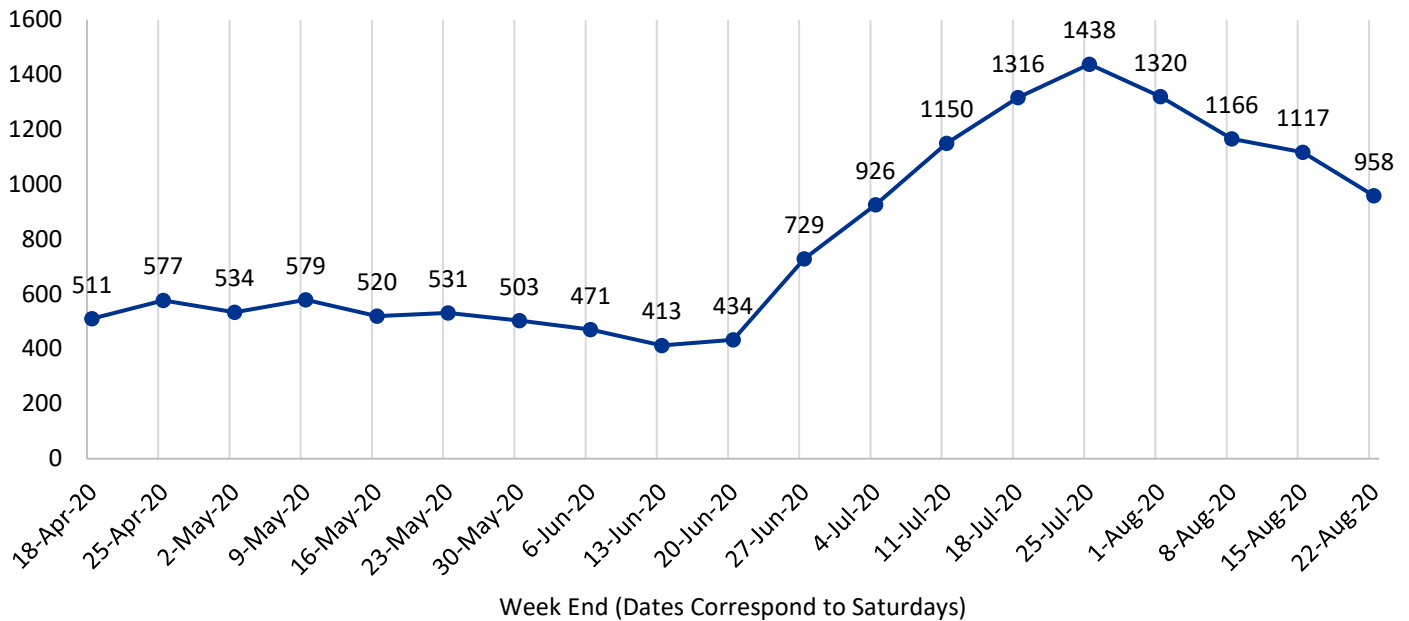
## Week Ending August 22nd, 2020

Prepared by Krista Westrick Payne, PhD

### Average Weekly Case Change

- The trend in 24-hour reported case change was lower for the week ending on August 22nd than it was for the week ending on August 15th. For the week ending on August 22nd, there was a median number of 958 cases added per day compared to 1,117 from the previous week.
  - This is the first week since the middle of July that Ohio has averaged fewer than 1,000 cases a day.
- Ohio's positivity rate experienced another decline, with the most recently reported seven-day moving average (average as of August 20th) of 4.0% compared to a rate of 4.8% from the previous week.

**Figure 3. Trend in 24 Hour Reported Case Change - Weekly Medians (Includes Probable Cases)**



**Data Source:** Henry County Health Department analysis of Ohio Department of Health State of Ohio COVID-19 Dashboard

# COVID-19 Weekly Update

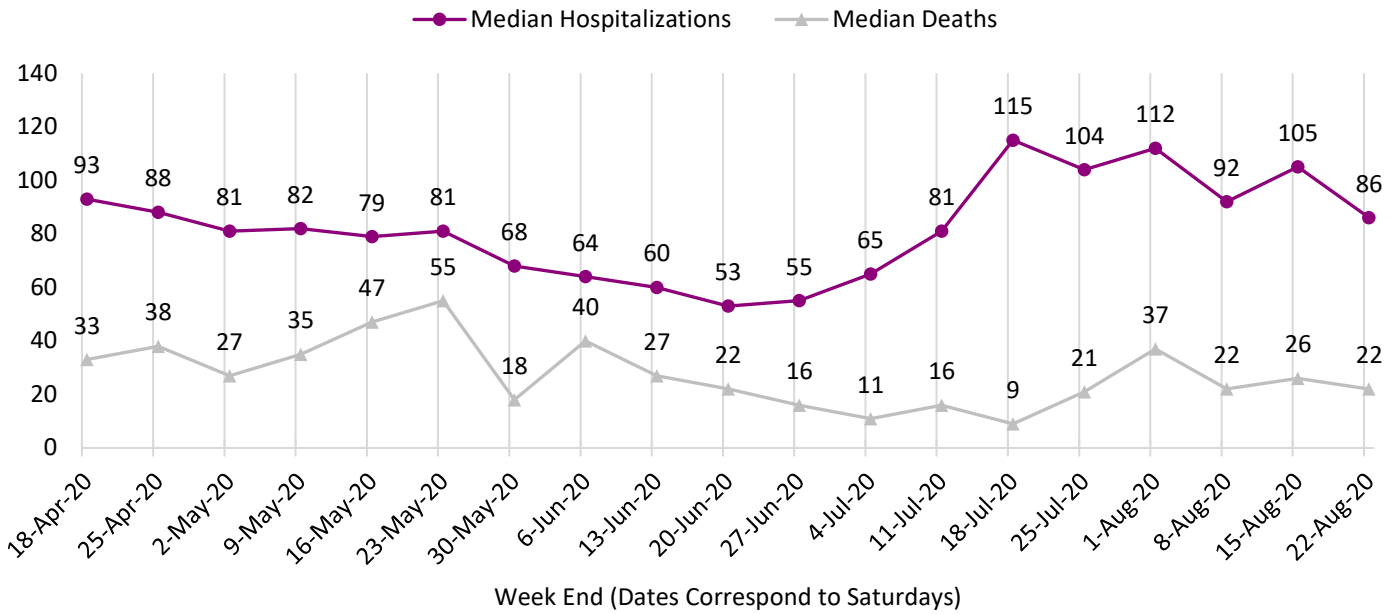
## Week Ending August 22nd, 2020

Prepared by Krista Westrick Payne, PhD

### Average Weekly Changes in Hospitalizations & Deaths

- The trend in weekly medians of 24 hour reported hospitalization fell back below 100 to 86 new hospitalizations per day. This is the lowest average Ohio has seen since the middle of July.
- Deaths also trended down for residents of Ohio. For the week ending on August 22nd there were a median of 22 daily deaths added whereas the week before there was a median of 26 deaths added daily.

**Figure 4. Trend in 24 Hour Reported Hospitalization and Death Change - Weekly Medians**



**Data Source:** Henry County Health Department analysis of Ohio Department of Health State of Ohio COVID-19 Dashboard

# COVID-19 Weekly Update

## Week Ending August 22nd, 2020

Prepared by Krista Westrick Payne, PhD

### Current Trends in Ohio | County-Level

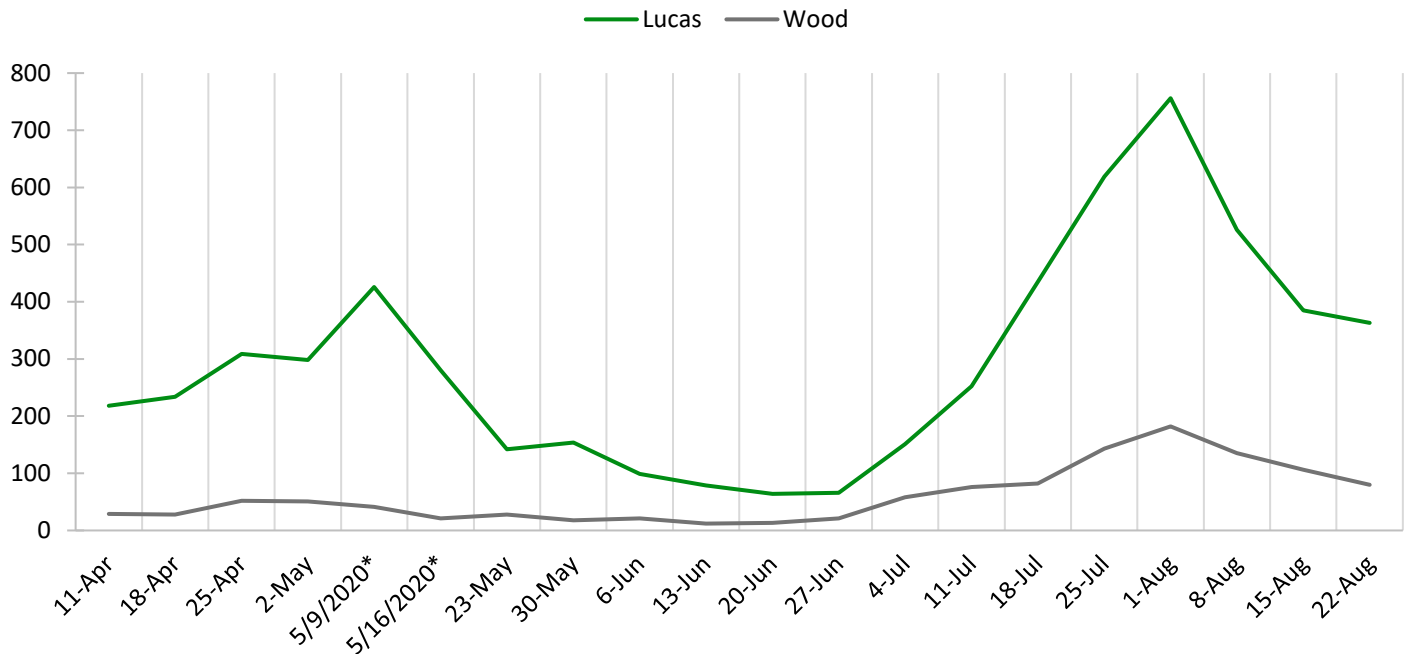
#### Weekly Totals for Henry County and Neighboring Counties

- In the past week, we see four county’s reporting an increasing trend in the number of reported cases—Defiance County, Henry County, Putnam County, and Williams County. Henry County had the largest increase—we added nearly two-and-a-half more cases this past week than the week prior.

County	Trend	Cases Added Week Ending...		
		15-Aug	22-Aug	Increase
Defiance	+	22	24	1.1
Fulton	-	15	9	
Hancock	-	56	40	
Henry	+	12	29	2.4
Lucas	-	385	363	
Paulding	-	7	2	
Putnam	+	19	32	1.7
Williams	+	5	8	1.6
Wood	-	106	80	

\*Cases include confirmed and probable.

Figure 5. Saturday-to-Saturday Change in Reported Probable Cases by County

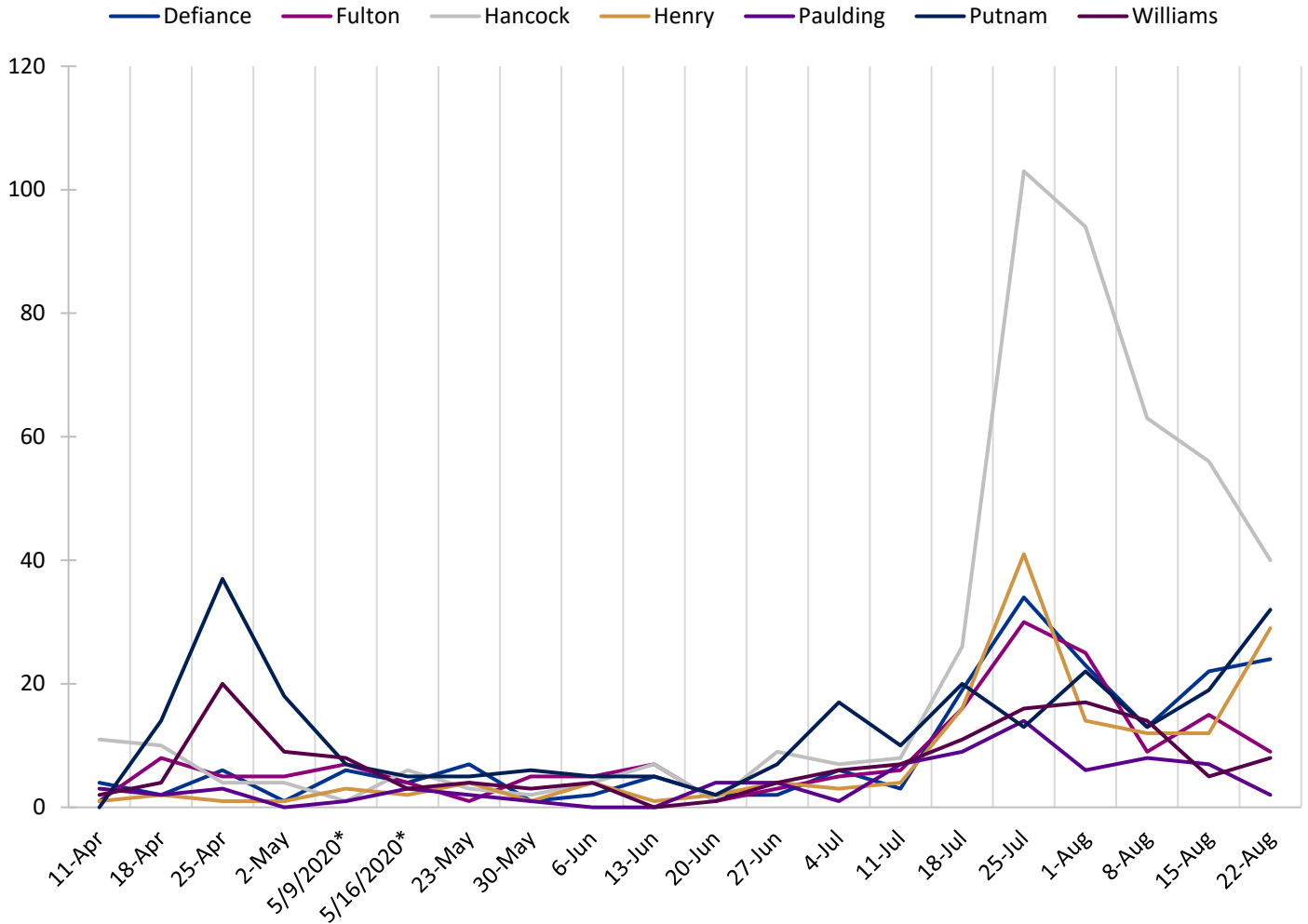


# COVID-19 Weekly Update

Week Ending August 22nd, 2020

Prepared by Krista Westrick Payne, PhD

Figure 6. Saturday-to-Saturday Change in Reported Probable Cases by County



Data Source: Henry County Health Department analysis of Ohio Department of Health State of Ohio COVID-19 Dashboard

# COVID-19 Weekly Update

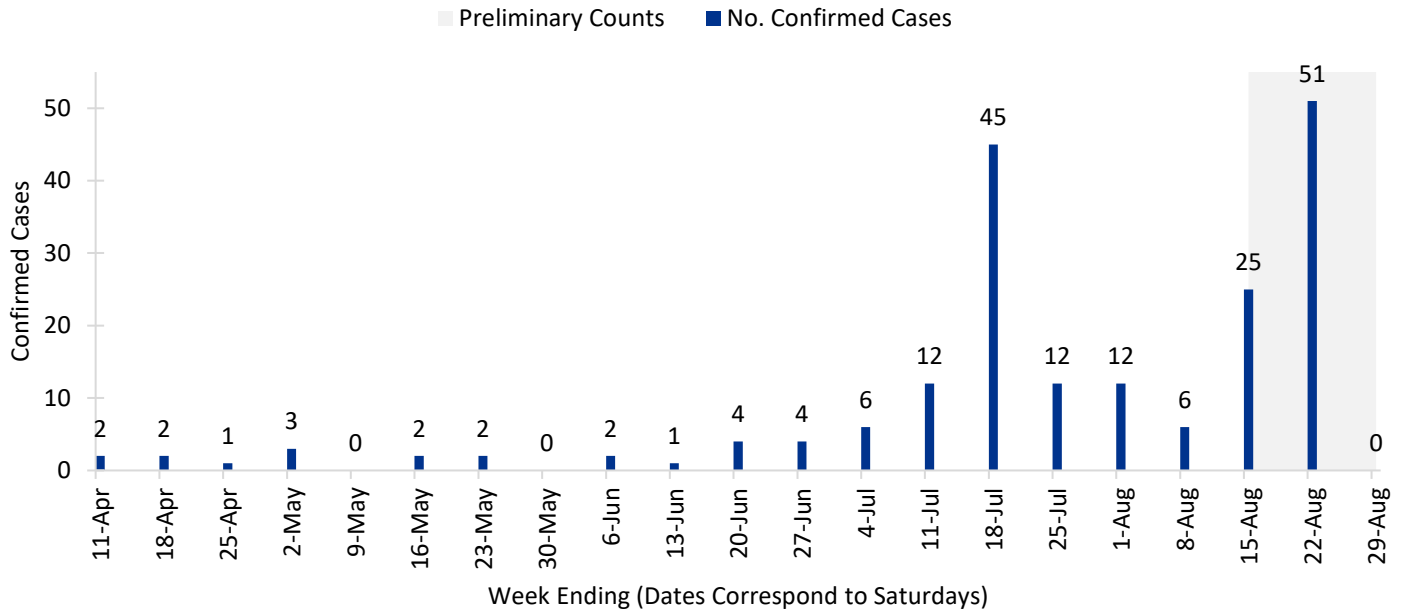
## Week Ending August 22nd, 2020

Prepared by Krista Westrick Payne, PhD

### Henry County's Confirmed Cases

- Currently, the Henry County Health Department is monitoring 74 confirmed cases.
- Per today's press release, 57 confirmed cases are associated with Northcrest Rehab and Nursing Center.

**Figure 7. Weekly Total Confirmed COVID-19 Cases for Henry County, Ohio As of Wednesday August 26, 2020**



Data Source: Ohio Department of Health State of Ohio COVID-19 Dashboard